

Developers and Manufacturers of Hydraulic Flanges & Components

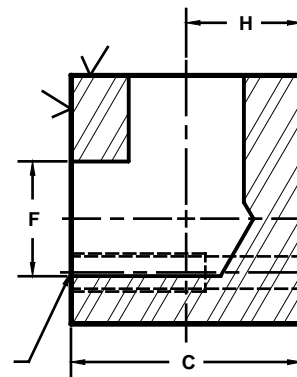
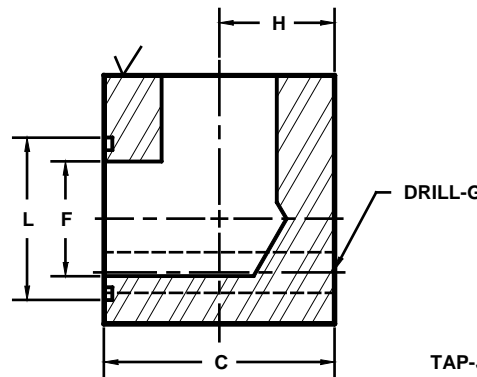
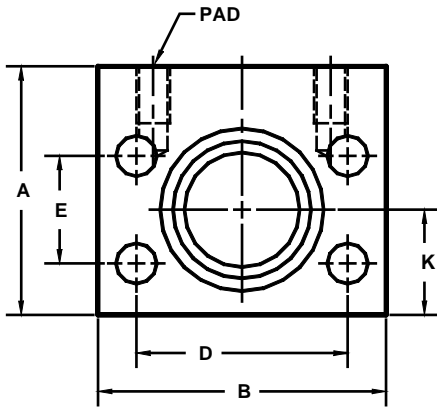
## FLANGED ELBOW FLANGES

SAE BOLT PATTERN

61 SERIES

O-Ring Style

Companion Style  
(Flat Face)



Model 1181

Model 1182

FLANGE SIZE	PAD SIZE	PART NUMBER	A	B	C	D	E	F	G	H	J	K	L	MOUNTING KIT <sup>①</sup>		
														PART NO.	BOLT SIZE	O-RING
1/2	1/2	1181-08-08	2.00	2.12	2.00	1.500	.688	.50	.34	.91	-----	.78	1.000	MK 575	5/16-18 X 2 1/2	210
		1182-08-08							---				5/16-18	---	---	
1/2	3/4	1181-08-12	2.50	2.62	2.25	1.500	.688	.50	.34	1.03	-----	1.03	1.000	MK 3509	5/16-18 X 2 3/4	210
		-----							---				---	---		
3/4	3/4	1181-12-12	2.50	2.62	2.25	1.875	.875	.75	.41	1.03	-----	1.03	1.250	MK 576	3/8-16 X 3	214
		1182-12-12							---				3/8-16	---	---	
3/4	1	1181-12-16	2.50	2.82	2.50	1.875	.875	.75	.41	1.25	-----	1.03	1.250	MK 595	3/8-16 X 3 1/4	214
		-----							---				---	---		
1	1	1181-16-16	2.50	2.82	2.50	2.062	1.031	1.00	.41	1.16	-----	1.09	1.562	MK 577	3/8-16 X 3 1/4	219
		1182-16-16							---				3/8-16	---	---	
1	1 1/4	1181-16-20	3.00	3.25	3.00	2.062	1.031	1.00	.41	1.44	-----	1.09	1.562	MK 2588	3/8-16 X 3 3/4	219
		-----							---				---	---		
1 1/4	3/4	1181-20-12	3.00	3.19	3.00	2.312	1.188	1.25	.47	1.50	-----	1.31	1.750	MK 591	7/16-14 X 4	222
		1182-20-12							---				3/8-16	---	---	
1 1/4	1	1181-20-16	3.00	3.19	3.00	2.312	1.188	1.25	.47	1.50	-----	1.31	1.750	MK 591	7/16-14 X 4	222
		1182-20-16							---				3/8-16	---	---	
1 1/4	1 1/4	1181-20-20	3.00	3.19	3.00	2.312	1.188	1.25	.47	1.44	-----	1.31	1.750	MK 591	7/16-14 X 4	222
		1182-20-20							---				7/16-14	---	---	
1 1/4	1 1/2	1181-20-24	3.50	3.75	3.50	2.312	1.188	1.25	.47	1.62	-----	1.38	1.750	MK 2560	7/16-14 X 4 1/2	222
		-----							---				---	---		
1 1/2	1	1181-24-16	4.00	3.75	3.00	2.750	1.406	1.50	.53	1.50	-----	1.38	2.125	MK 545	1/2-12 X 4	225
		1182-24-16							---				7/16-14	---	---	
1 1/2	1 1/4	1181-24-20	4.00	3.75	3.00	2.750	1.406	1.50	.53	1.50	-----	1.38	2.125	MK 545	1/2-13 X 4	225
		1182-24-20							---				1/2-13	---	---	
1 1/2	1 1/2	1181-24-24	3.50	3.75	3.50	2.750	1.406	1.50	.53	1.62	-----	1.62	2.125	MK 579	1/2-13 X 4 1/2	225
		1182-24-24							---				1/2-13	---	---	
1 1/2	2	1181-24-32	3.50	4.00	4.00	2.750	1.406	1.50	.53	1.91	-----	1.62	2.125	MK 1508	1/2-13 X 5	225
		-----							---				---	---		

① Order Separately

MATERIAL : STEEL  
1/07

Developers and Manufacturers of  
Hydraulic Flanges & Components

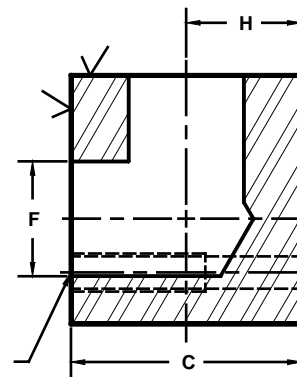
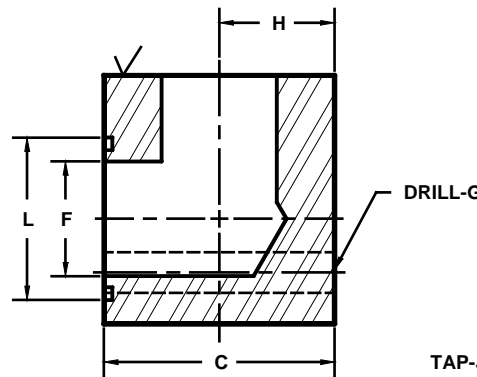
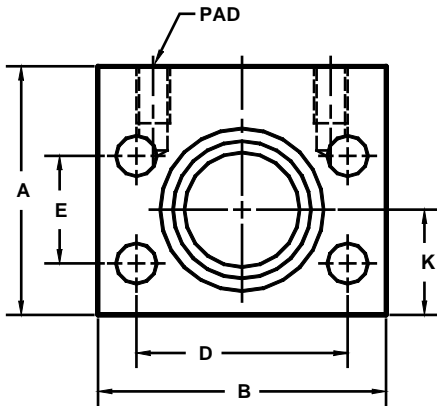
## FLANGED ELBOW FLANGES

SAE BOLT PATTERN

61 SERIES

O-Ring Style

Companion Style  
(Flat Face)



Model 1181

Model 1182

FLANGE SIZE	PAD SIZE	PART NUMBER	A	B	C	D	E	F	G	H	J	K	L	MOUNTING KIT <sup>①</sup>			
														PART NO.	BOLT SIZE	O-RING	
2	1 1/4	1181-32-20	4.50	4.00	3.00	3.062	1.688	1.94	.53	1.44	-----	1.62	2.500	MK 558	1/2-13 X 4	228	
		1182-32-20							---				1/2-13	---	---	---	
2	1 1/2	1181-32-24	4.00	4.00	4.00	3.062	1.688	1.94	.53	1.91	-----	1.91	2.500	MK 592	1/2-13 X 5	228	
		1182-32-24							---				1/2-13	---	---	---	
2	2	1181-32-32	4.00	4.00	4.00	3.062	1.688	1.94	.53	1.91	-----	1.91	2.500	MK 592	1/2-13 X 5	228	
		1182-32-32							---				1/2-13	---	---	---	
2 <sup>②</sup>	2 1/2	1181-32-40	4.00	4.50	4.50	3.062	1.688	1.94	.53	2.14	-----	1.62	2.500	MK 2577	1/2-13 X 5 1/2	228	
		-----							---	---	---	---	---	---	---	---	---
2 1/2 <sup>②</sup>	2	1181-40-32	4.50	4.50	4.50	3.500	2.000	2.44	.53	2.14	-----	2.25	3.000	MK 593	1/2-13 X 5 1/2	232	
		1182-40-32							---				1/2-13	---	---	---	
2 1/2 <sup>②</sup>	2 1/2	1181-40-40	4.50	4.50	4.50	3.500	2.000	2.44	.53	2.14	-----	2.25	3.000	MK 593	1/2-13 X 5 1/2	232	
		1182-40-40							---				1/2-13	---	---	---	
2 1/2 <sup>③</sup>	3	1181-40-48	5.00	5.50	5.50	3.500	2.000	2.44	.53	2.58	-----	2.00	3.000	MK 4512	1/2-13 X 6 1/2	232	
		-----							---				---	---	---	---	
3 <sup>③</sup>	2	1181-48-32	5.00	5.31	4.00	4.188	2.438	2.94	.66	1.91	-----	2.25	3.625	MK 1583	5/8-11 X 5	237	
		1182-48-32							---				5/8-11	---	---	---	
3 <sup>③</sup>	2 1/2	1181-48-40	5.50	5.31	5.50	4.188	2.438	2.94	.66	2.58	-----	2.75	3.625	MK 594	5/8-11 X 6 1/2	237	
		1182-48-40							---				5/8-11	---	---	---	
3 <sup>③</sup>	3	1181-48-48	5.50	5.31	5.50	4.188	2.438	2.94	.66	2.58	-----	2.75	3.625	MK 594	5/8-11 X 6 1/2	237	
		1182-48-48							---				5/8-11	---	---	---	
3 1/2 <sup>④</sup>	3 1/2	1181-56-56	6.00	6.00	6.00	4.750	2.750	3.44	.66	3.00	-----	2.75	4.109	MK 1589	5/8-11 X 7	241	
		1182-56-56							---				5/8-11	---	---	---	
4 <sup>④</sup>	3	1181-64-48	6.00	6.38	6.00	5.125	3.062	3.94	.66	3.00	-----	2.75	4.609	MK 550	5/8-11 X 7	245	
		1182-64-48							---				5/8-11	---	---	---	
4 <sup>④</sup>	4	1181-64-64	7.00	6.38	7.00	5.125	3.062	3.94	.66	3.00	-----	3.50	4.609	MK 2580	5/8-11 X 8	245	
		1182-64-64							---				5/8-11	---	---	---	
5 <sup>④</sup>	5	1181-80-80	8.00	7.25	8.00	6.000	3.625	4.94	.66	3.56	-----	3.56	5.609	MK 1590	5/8-11 X 9	253	
		1182-80-80							---				5/8-11	---	---	---	

① Order Separately    ② 2500 PSI Max    ③ 2000 PSI Max    ④ 500 PSI Max

MATERIAL : STEEL  
1/07