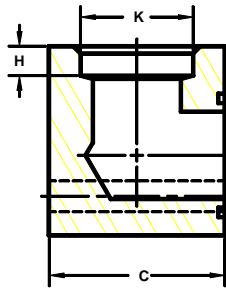


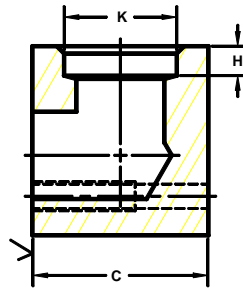
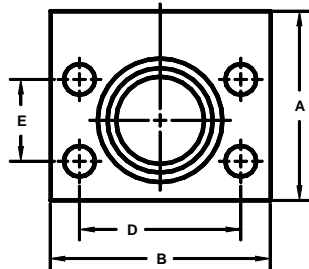
Developers and Manufacturers of Hydraulic Flanges & Components

SOCKET WELD ELBOW PIPE FLANGES

SAE BOLT PATTERN			61 SERIES										
FLANGE SIZE	PIPE SIZE	PART NUMBER	A	B	C	D	E	H	K	MOUNTING KIT ^①			WT
										PART NO.	BOLT SIZE	O-RING	
1/2	1/2	1125-08-08	1.75	2.12	1.44	1.500	.688	.38	.860	MK 541	5/16-18 X 2	210	1.3
		1126-08-08	-----	-----	-----	-----	-----	-----	-----	-----	-----	-----	
3/4	3/4	1125-12-12	2.00	2.62	1.70	1.875	.875	.50	1.070	MK 542	3/8-16 X 2 1/2	214	2.0
		1126-12-12	-----	-----	-----	-----	-----	-----	-----	-----	-----	-----	
1	1	1125-16-16	2.25	2.82	1.94	2.062	1.031	.50	1.335	MK 543	3/8-16 X 2 3/4	219	2.7
		1126-16-16	-----	-----	-----	-----	-----	-----	-----	-----	-----	-----	
1 1/4	1 1/4	1125-20-20	2.75	3.19	2.40	2.312	1.188	.50	1.680	MK 578	7/16-14 X 3 1/4	222	4.8
		1126-20-20	-----	-----	-----	-----	-----	-----	-----	-----	-----	-----	
1 1/2	1 1/2	1125-24-24	3.00	3.75	2.90	2.750	1.406	.50	1.920	MK 545	1/2-13 X 4	225	7.0
		1126-24-24	-----	-----	-----	-----	-----	-----	-----	-----	-----	-----	
2	2	1125-32-32	3.50	4.00	3.40	3.062	1.688	.50	2.411	MK 546	1/2-13 X 4 1/2	228	9.5
		1126-32-32	-----	-----	-----	-----	-----	-----	-----	-----	-----	-----	
2 1/2 ^②	2 1/2	1125-40-40	4.00	4.50	3.96	3.500	2.000	.50	2.911	MK 547	1/2-13 X 5	232	15.0
		1126-40-40	-----	-----	-----	-----	-----	-----	-----	-----	-----	-----	
3 ^③	3	1125-48-48	5.00	5.31	4.96	4.188	2.438	.62	3.540	MK 548	5/8-11 X 6	237	27.2
		1126-48-48	-----	-----	-----	-----	-----	-----	-----	-----	-----	-----	
3 1/2 ^④	3 1/2	1125-56-56	5.50	6.00	5.40	4.750	2.750	.62	4.045	MK 549	5/8-11 X 6 1/2	241	37.0
		1126-56-56	-----	-----	-----	-----	-----	-----	-----	-----	-----	-----	
4 ^④	4	1125-64-64	6.00	6.38	5.96	5.125	3.062	.62	4.550	MK 550	5/8-11 X 7	245	48.0
		1126-64-64	-----	-----	-----	-----	-----	-----	-----	-----	-----	-----	
5 ^④	5	1125-80-80	7.00	7.25	6.90	6.000	3.625	.62	5.635	MK 1569	5/8-11 X 8	253	60.0
		1126-80-80	-----	-----	-----	-----	-----	-----	-----	-----	-----	-----	



O-RING
1125
1127



FLAT-FACED
1126
1128

SAE BOLT PATTERN			62 SERIES										
FLANGE SIZE	PIPE SIZE	PART NUMBER	A	B	C	D	E	H	K	MOUNTING KIT ^①			WT
										PART NO.	BOLT SIZE	O-RING	
1/2	1/2	1127-08-08	2.00	2.22	1.46	1.594	.718	.38	.860	MK 541	5/16-18 X 2	210	1.5
		1128-08-08	-----	-----	-----	-----	-----	-----	-----	-----	-----	-----	
3/4	3/4	1127-12-12	2.25	2.81	1.70	2.000	.937	.50	1.070	MK 542	3/8-16 X 2 1/2	214	2.5
		1128-12-12	-----	-----	-----	-----	-----	-----	-----	-----	-----	-----	
1	1	1127-16-16	2.50	3.19	2.21	2.250	1.093	.50	1.335	MK 2533	7/16-14 X 3	219	4.5
		1128-16-16	-----	-----	-----	-----	-----	-----	-----	-----	-----	-----	
1 1/4	1 1/4	1127-20-20	3.00	3.75	2.44	2.625	1.250	.50	1.680	MK 552	1/2-13 X 3 1/4	222	6.5
		1128-20-20	-----	-----	-----	-----	-----	-----	-----	-----	-----	-----	
1 1/2	1 1/2	1127-24-24	3.50	4.50	2.96	3.125	1.437	.50	1.920	MK 553	5/8-11 X 4	225	10.0
		1128-24-24	-----	-----	-----	-----	-----	-----	-----	-----	-----	-----	
2	2	1127-32-32	4.00	5.25	3.46	3.812	1.750	.50	2.411	MK 554	3/4-10 X 4 1/2	228	15.0
		1128-32-32	-----	-----	-----	-----	-----	-----	-----	-----	-----	-----	
2 1/2 ^⑤	2 1/2	1127-40-40	5.50	6.88	4.50	4.875	2.312	.62	2.911	MK 2557	7/8-9 X 6	232	34.2
		1128-40-40	-----	-----	-----	-----	-----	-----	-----	-----	-----	-----	
3 ^⑤	3	1127-48-48	6.00	8.50	5.00	6.000	2.812	.62	3.540	MK 756	1 1/8-7 X 7	237	48.0
		1128-48-48	-----	-----	-----	-----	-----	-----	-----	-----	-----	-----	

1. Order Separately 2. 2500 PSI Max 3. 2000 PSI Max 4. 500 PSI Max 5. Not included in SAE J518 specifications ©Copyright March 2006